

#z ÚG!`

..... 4
..... 5
..... 7
..... 8

..... 13
..... 16
..... 19
..... 20
..... 22
..... 26

..... 32
..... 36
..... 41

..... 45
..... 46

Đ 'U&Uđ
#z ÚG!`

2008

913300007368873961

2015 1 4

9100

2015 1 29

2023 3 30

5000

“GDR”

10000

2023 7 7

ZHEJIANG HUAYOU COBALT CO., LTD.

18

314500

0573-88589981

0573-88585810

169834.7023

“ ”

GDR

GDR

GDR

GDR

36000

1

2008 3 21

36000

1.	GREAT MOUNTAIN ENTERPRISE PTE. LTD.	18,036.0000	50 10
2.		10,508.4000	29 19
3.	-	1,440.0000	4 00
4.		1,440.0000	4 00
5.		1,436.4000	3 99
6.		900.0000	2 50
7.		817.2000	2 27
8.		720.0000	2 00
9.		442.8000	1 23
10.		259.2000	0 72
		36,000.0000	100.00

169834.7023

169834.7023

A

159834.7023

94.11%

GDR

A

10000

5.89%

10

6

10%

3

1

1

25%

5%

6

6

5%

6

30



GDR P Ö "62 5Ñ

() ()

GDR

GDR

GDR

GDR

GDR

GDR

GDR

GDR

GDR

GDR

30

5

GDR

GDR

GDR

A

GDR

GDR

GDR

GDR

GDR

GDR

1%

1

2

1

2

a

b

c

d

e

3

4

5

180

3%

15

60

180

1%

30

5%

GDR

30%

50%

30%

70%

30%

10%

1

6

2

2/3 5

1/3

10%

10

10%

5

90

10%

10%

1%

1%

10

2

20

15

/

7

2

1

1

24

24

10

7

1/2

2/3

30%

“ ”

2

3

5

3

1/2

2



2

7

3

(A) (B) (C) (D) (E) (F) (G) (H) (I) (J) (K) (L) (M) (N) (O) (P) (Q) (R) (S) (T) (U) (V) (W) (X) (Y) (Z)

E



50%
10%
1000
10%
1000
10%
100
10%
1000
100
10%
30
300
0.5%
10%

4

33%

1

1

3

GDR

10

$1/10$

$1/3$

$1/2$

10

5

3

;

10

1

1

10

1

6

10

GDR

()

1

2

3

(“ ”)

) (

()

()

2

3

9

1

4

6

20

50%

10%

25%

2

GDR

GDR

GDR

GDR

1

1

2


3

4

2

5

2



1

30%

2 ,

80%

3

4

5

'X|VLE.0 B÷

,

1



;

;

30

GDR

A

10

30

30

45

10

30

10

30

30

45

10%

$\frac{2}{3}$

15

10

60

30

45

30

“ ”

63

股票或 GDR 上市地证券监督管理机构、证券交易所的规定不一致的，适用法律、法规、公司股票或 GDR 上市地证券监督管理机构、证券交易所的规定

浙江华友钴业股份有限公司

2025 年 6 月 11 日

